


Passenger's Guide

Guia do Passageiro

Please use the QR Code to get the digital and English version of this guide and other contents. Address the websites of the metropolitan transport companies for stations detailed service hours and line interchange information.

Utilize o código ao lado para obter a versão digital, em português, deste guia e outros conteúdos. Consulte no site das empresas os horários detalhados de funcionamento das estações e transferência entre linhas.



Operating Hours

■ **Every day starting at 4:40 am, closing from midnight**, varying from station to station (last train time posted near the turnstiles) ■ **Transfer between any subway lines and also to CPTM (train service) lines is guaranteed**, as long as the passenger gets to the last transfer area until midnight ■ **Transfer to CPTM (train service)** can be made free of charge during the whole operation hours at Brás, Luz, Palmeiras-Barra Funda and Tamanduatei stations. At Tatuapé and Corinthians-Itaquera stations, the transfer is free only from Monday to Friday, from 10 a.m. to 5 p.m. and from 8 p.m. to midnight; on Saturdays, the transfer is free from 12 p.m.; and on Sundays and holidays throughout the operation hours.

Tickets, Cards and Free Access

■ **Avoid queues.** Save time by recharging your cards or buying in advance your tickets for future journeys ■ **Children, before age 6**, travel for free and must be with their guardians throughout the journey. **Adults, at the age of 65**, are entitled to free travel and to have the *Special Single Ticket - Elderly* (Federal Law 10.741/03 - Statute of the Elderly). Disabled and unemployed persons, duly accredited (State Decree 32.144/90) and agents of São Paulo State Military Police, São Paulo State Civil Police and São Paulo City Metropolitan Civil Guard, when in uniform or by presenting their professional identification card, **are also entitled to free travel.** (Free access granted only by showing functional identification is conditioned to the Covid-19 pandemic period.) **Please refer to Priority Attendance in this Guide** ■ **Special tickets for the elderly and unemployed** are individual, non-transferable and subject to the supervision and penalties provided for by law. Those tickets are accepted only at specific turnstiles (yellow square sign) and their use requires proof documents ■ **The Central Metro Ticket Office, located next to Marechal Deodoro Station, provides passengers with services to obtain special cards for the unemployed**, in addition to selling single tickets for 100 (one hundred) trips or more, with receipt of purchase. The Metro Central Ticket Office is open Monday to Friday from 9 a.m. to 3 p.m., except holidays and the single days between the holiday and the closest weekend ■ **Persons with disabilities and the elderly** may obtain a specific card from SPTrans (São Paulo Bus Agency). More information on the website: www.sptrans.com.br/deficiente ■ **The Special Ticket for the Unemployed is valid for 90 days** and is distributed to workers laid off with no fault dismissal, for at least one month and at most six months who have worked for at least six continuous months in last job ■ **The Metro Company is not responsible for tickets bought outside the ticket offices of the stations or authorized points of purchase. Adulterated or counterfeit tickets will be seized** and their holders will be forwarded to the Police Station (Art. 293 of Federal Decree 2.848/40) ■ **After the release of the tickets or cards by the turnstile, pass within 20 seconds** not to lose the right to travel ■ **Metro offers a variety of cards for the passengers, including fare discounts.** For more details, please refer to our Customer Service (see section in this Guide) and posters available at the stations.

Public Toilets

■ **Line 1-Blue:** Jabaquara, at the bus terminal; Conceição, in the free area; Vila Mariana, at the bus terminal; Ana Rosa, at the bus terminal; Paraíso, in the free area; Sé, in the paid area; São Bento, in the paid area; Armênia, at the bus terminal; Portuguesa-Tietê, at the bus terminal ■ **Line 2-Green:** Vila Madalena, at the bus terminal; Paraíso, in the free area; Ana Rosa, at the bus terminal; Chácara Klabin, in the transfer area to Line 5-Lilac; Sacomã, in the free area; Tamanduatei, in the paid area; Vila Prudente, in the paid area ■ **Line 3-Red:** Corinthians-Itaquera, at the bus terminal; Artur Alvim, at the bus terminals; Patriarca-Vila Ré, at the bus terminals; Guilhermina-Esperança, at the bus terminals; Vila Matilde, at the north bus terminal; Penha, at the bus terminals; Carrão, at the bus terminals; Tatuapé, at the bus terminals; Belém, at the bus terminals; Brás, at the bus terminal; Pedro II, in the free area; Sé, in the free area; Palmeiras-Barra Funda, in the free area and at the bus terminal. ■ **Line 15-Silver:** Vila Prudente, at the bus terminal; in paid areas of these stations: Oratório, São Lucas, Camilo Haddad, Vila Tolstói, Vila União, Jardim Planalto, Sapopemba, Fazenda da Juta and São Mateus. ■ **Persons with disabilities or reduced mobility, the elderly, pregnant women and people with lap children** may request an employee access to the toilets in the indoor (restricted) areas of any station.

Bicycles and Scooters


■ **Bicycle access is allowed from Monday to Friday, from 10 a.m. to 4 p.m. and again from 9 p.m. until the last train; on Saturdays, Sundays and holidays, the access is allowed throughout the operation hours.** (The extension of access hours is a measure adopted because of the Covid-19 pandemic.) Each passenger may carry one conventional, non-motorized and clean bicycle. In Metro facilities, bicycles must be carried on foot. Children under 12 must always be accompanied by an adult ■ **Folding scooters may be carried every day throughout the operation hours** as long as they are folded and clean. Non-folding Scooters are not allowed ■ **Before validating your ticket or card, please notify an employee that you are carrying a bicycle;** they will release the gate nearest the turnstile as soon as the ticket or card is validated. **If necessary, for operational reasons, bicycle boarding will be suspended regardless of time** ■ On fixed stairs, carry your bike in your arms for going up or down. On escalators, transport is allowed only for going up; wait for the other passengers to clear the stairs and carry the bike with the brakes applied. **Carrying bicycles in elevators is prohibited.** On the platform, wait for boarding in the signposted area (last car), keeping your bike behind the yellow track. Before boarding, always give preference to other passengers and make sure there is room in the signposted area inside the train: up to 4 bikes are allowed in each trip ■ **The cyclist is responsible for any damage caused to other passengers, to himself or to the public property, trains and stations** ■ **At stations with bike attaching posts, please remember to use your own padlock.**

Pets

■ **Carrying pets in the Metro is not allowed from 6:00 a.m. to 10:00 a.m. and from 4:00 p.m. to 7:00 p.m., Monday to Friday. On Saturdays, Sundays and holidays, access is allowed throughout the operation hours** ■ The animals must weigh a maximum of 10kg and be kept in appropriate and clean boxes. For security, put your name and phone number on the box ■ **Transport of ferocious or poisonous animals is not permitted** ■ **Animal transfer must take place without compromising passengers' comfort and safety and must not compromise or cause any change in the functions of the transportation system** (State Law 16.930/19) ■ **Guide dogs' access is allowed regardless of day and time**, both in helping people with visual impairment, as well as in the process of socialization and training of these animals.


Customer Service

Information Center ■ Phone: 0800 770 7722



Available every day from 5:00 a.m. to midnight. Call the Information Center free of charge to find out about the condition of the lines, Metro opening hours, incident reports, travel information, etc.

Metró Conecta ■ Free application



Download it from the App Store® or Google Play®. Use the app to make suggestions, compliments, and also report misconduct, vandalism, irregular trade in trains and stations, and inappropriate passenger behavior. **If you are a victim or witness an occurrence of sexual abuse, please report it.**

SMS-Denúncia ■ Text message (11) 97333 2252



Send a text message (SMS) to report irregular commerce, offenses and vandalism on trains and stations. **The Metro Company guarantees anonymity.** Please inform in the message: characteristics of the offender; the car number (available on stickers on the inside and outside walls of the train); the line and the next station.

Contact us ■ www.metro.sp.gov.br



Follow us on Social Media!

■ [facebook.com/metropsp](https://www.facebook.com/metropsp)

■ twitter.com/metropsp_oficial

■ [instagram.com/metropspoficial](https://www.instagram.com/metropspoficial)

■ [youtube.com/metropspoficial](https://www.youtube.com/metropspoficial)



SIC - Citizen Information Service ■ Metro Transparency. Find out information about the management and activities of the São Paulo Metro Company: www.metro.sp.gov.br/sic

Ombudsmanship ■ You are supposed to contact that service only when other channels have not properly answered your communication. When you contact us, enter the protocol number of the previous call. Phones: (11) 3371-7274 and 3371-7275. From Monday to Friday, from 8:00 a.m. to 4:30 p.m., excluding holidays.

Lost & Found and other services

■ **Lost & Found Office:** If you have lost any objects at Metro stations or in trains, please go to the Lost & Found Office at Sé Station or contact us through the Information Center, toll-free call 0800 770 7722 (for details, see Customer Service in this Guide). If you find any object, please contact a Metro employee who will report the incident and forward the object to the office ■ **Shopping Centers (Malls):** Some Metro stations have direct connection to shopping centers, which make it easier to purchase products and services, in a faster and safer way. These facilities bear the name of the stations next to them in order to make their finding easier: Shopping Metrô Santa Cruz, Pátio Metrô São Bento, Shopping Metro Tucuruvi, Shopping Metro Tatuapé, Shopping Metro Boulevard Tatuapé and Shopping Metrô Itaquera.

Priority Attendance

■ **Persons with disabilities or reduced mobility, passengers carrying lap children, senior citizens over 60, pregnant women and autistic people have priority attendance** to buy tickets or pass the turnstiles without standing in lines, use the priority seats of trains and stations, in addition to elevators (Federal Laws 10.048/00 and 10.741/03 - Elderly Statute and State Law 16.756/18) ■ **Not all passengers entitled to priority attendance have the right to free access** ■ Obese passengers, wheelchair users or pushing baby strollers must go through the gate next to the turnstiles, as long as they have validated the ticket or card at the nearest turnstile ■ **People over 60 can get a specific card for free access by registering** with SPTrans (São Paulo Bus Agency - details on website: bilhetetunico.sptrans.com.br) or EMTU - BOM Card - Metropolitan Bus Ticket (details on website: cartaobom.net). The Metro Central Ticket Office also offers services to obtain these cards. Please refer to *Tickets, Cards and Free Access* in this Guide. With these cards, passengers gain autonomy and practicality.

Priority Boarding and Accessibility

■ **Metro organizes priority boarding at some stations during rush hours** through an operational strategy that involves signaling and directing passengers flow. People with this need must be guided by visual communication on the platform for boarding in the first car of each train. ■ Metro employees guide the correct use of preferred boarding ■ **Our Customer Service (please refer to the corresponding section in this Guide) details stations and times where priority boarding is performed** ■ **Subway stations are accessible to people with disabilities or reduced mobility** ■ There are priority elevators and escalators at stations ■ **All stations have tactile paving that guide visually impaired passengers to boarding areas on platforms, passing through ticket offices, turnstiles and toilets** ■ **Upon request, the person with disability is supported individually by the Metro employees.**

Forbidden Practices

Based on São Paulo Metro Transport, Traffic and Safety Regulations (Municipal Decree 15.012/78), it is forbidden to:

- **Sell, distribute goods or printed matter and post posters** without prior permission.
- Address passengers to **offer services.**
- **Purchase merchandise from unauthorized sellers.**
- **Ask for alms** or present yourself in conditions that cause disturbance to other passengers.
- **Travel without using a valid ticket or card.**
- **Sit on the floor, steps or walls, or lie on the floor of stations and trains.** This practice poses a risk of accidents and impairs the circulation of people.
- **Carry objects larger than 150x60x30cm (59x24x12 in.)** or that, even within the allowable dimensions, cause disturbance or risk to other passengers, or volumes that cannot be carried by one person. The subway is for passenger transport only. Backpacks should be carried by the hand strap, surfboards should be carried upright and, like bicycles and folding scooters, skateboards and rollerblades should be packed or in a protective cover.
- **Carry explosive, flammable or toxic materials.**
- **Skate, bike, rollerblade, scooter or similar object** using in stations and trains. When transporting and crossing the station, ramps or crosswalks, all these objects must be carried on foot. Parking outside the bike attaching posts or abandoning own or rented bicycles and scooters in the areas delimited by the white track at the station access is also prohibited, as this practice obstructs the flow of passengers and brings risks of accidents. Please also refer to *Bicycles and Scooters* sections in this Guide.

Other laws include:

- **Smoking** (State Law 13.541/09).
- **Playing musical instruments, listening to radios or using other sound devices** unless by headphones or with prior authorization (Municipal Law 15.937/13).
- **Triggering alarms improperly** (Decree Law 3.688/41, Art. 41 - *Penal Contraventions Act*).
- Make cultural activities and **performances** by street artists, without prior permission, less than 05 meters (06 yd.) away from Metro station entrances and exits as well as inside the stations (Municipal Decree 55.140/14).
- **Throwing trash on the railway or on the floor, damaging, soiling**, writing or drawing on walls, glass, panels or equipment (Decree Law 3.688 / 41, Art. 37).
- **Transporting animals, in violation of current legislation** (State Law 10.784 / 01 and 16.930 / 19). Please refer to *Pets* section in this Guide.
- **Bearing firearms, except duly authorized persons** (Federal Law 10.826/03 of the *Disarmament Statute*).
- **Drinking alcohol** (State Law 10.951/01) or travel while intoxicated, without self-control (Art. 62 of Decree 3688/41 - *Penal Contraventions Act*).
- **Use or carry any type of illicit drug** (Federal Law 11.343/06 - *Drug Law*).
- **Supporters**, on the way to sporting events, **carrying any instrument that may be used to practice violence** (Federal Law 10.671 / 03 - *Statute of the Supporter*).

Passengers who violate these regulations are subject to penalties as provided by law, including loss of travel right.

For your Safety

In case of train evacuation:

- 1 ■ Never get on the railway;
- 2 ■ Keep calm;
- 3 ■ Follow the instructions of the Metro employees;
- 4 ■ Leave bulky objects behind;
- 5 ■ Walk down the emergency walkway using the handrail;
- 6 ■ Carry children on your lap or by their hands and help people who walk with difficulty.

Platforms and Trains:

Do not cross the yellow track before the train doors are open. Wait for the other passengers to leave the train before boarding. When the bell rings, do not get on or off the train. Release the train doors to avoid system-wide delays. Be careful not to get caught in the doors or fall into the gap between the train and the platform. The road is electrified and can cause fatal accidents.

Escalators and Fixed Stairs:

Do not run in the stations, especially on stairs. Be careful when walking on wet floors. On fixed stairs or escalator, always use the handrail, even with packages or a child on your lap. On escalators, keep your feet away from the baseboard and be careful not to trap clothing, shoelaces or thin heels between the steps. Keep children standing, protected in front of your body. Keep yourself to the right side and leave the left side free for circulation.

■ **Using mobile phones requires extra attention to avoid accidents and inconvenience to other passengers, due to possible inattention to the flow of people.**

Emergency Situations:

Know the operating instructions in advance of triggering any type of alarm, safety device or emergency equipment. The misuse of these devices is prohibited by law and can have serious consequences for the passengers and the Metro system (Art. 41 of Federal Decree 3.688 / 41).

In case of irregular operation:

Be guided by the signs and obey the sound messages or ask the Metro employees for help; they are trained also in first aid care.

■ **In the event of an accident or uneasiness**, formalize with a Metro employee the record of the occurrence before leaving the station. **If feeling ill occurs inside the train, wait for your arrival at the next station. This way, the service will be faster.**

■ **Metro stations have Automatic External Defibrillator-AED** to assist in cardiopulmonary arrest and video cameras that record images throughout the operation hours. Images are confidential, protected by law and not available at filming locations (Municipal Law 13.541/03).